Supplier Scorecard

Supplier: CONTROLLED PLATING TECH., INC.

Run with Precision™

Overall Score	Rating
90-100 points	Excellent
81-89.99 points	Good
Below 81 points	Poor

% On-Time Delivery	Points
95%-100%	22
90%-94.99%	15
Below 90%	0

Fill Rate %	Points
100%	10
90%-99.99%	5
Below 90%	0

Quality Performance %	Points
98%-100%	23
92%-97.99%	15
Below 92%	0

Field Issues
-5 points each

Intangibles
Maximum Score: 15

Orders/Quotations Acknowledged	Points
100%	10
90% - 99.99%	5
Below 90%	0

Comtinuous Improvement	Points
CI that directly effected DeWys	10
CI that effected supplier	8
CI meeting with purchasing team	5
NO meeting with purchasing team	0

Commercial Credit Score Class	Points
5 - High	1
4	2
3 - Medium	3
2	4
1 - Low	5

Financial Stress Score Class	Points
5 - High	1
4	2
3 - Medium	3
2	4
1 - Low	5

Continuous Improvement Credential	Points
Registered Quality Management System	+2
Vendor Managed Inventory	+2
Team/Person responsible for CI(full time)	+2

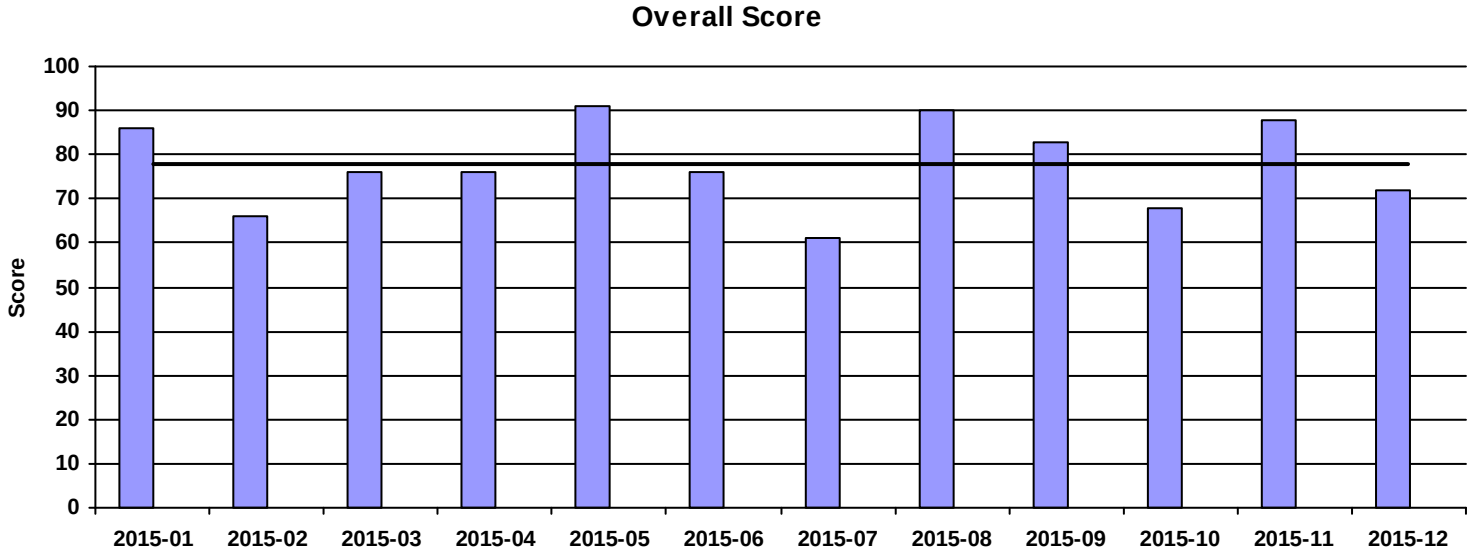

Period	2015-01	2015-02	2015-03	2015-04	2015-05	2015-06	2015-07	2015-08	2015-09	2015-10	2015-11	2015-12
Score	86	66	76	76	91	76	61	90	83	68	88	72
Rating	Good	Poor	Poor	Poor	Excellent	Poor	Poor	Excellent	Good	Poor	Good	Poor

Spend

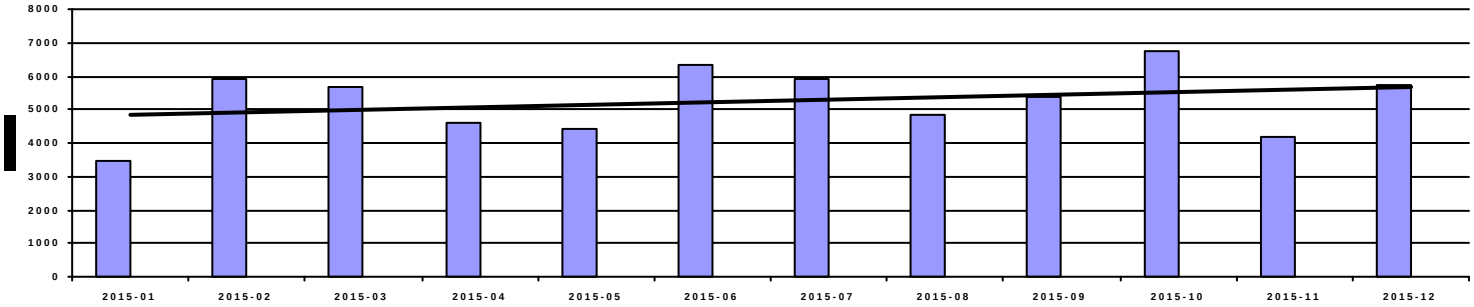

Period	2015-01	2015-02	2015-03	2015-04	2015-05	2015-06	2015-07	2015-08	2015-09	2015-10	2015-11	2015-12
Spend	3,492.11	5,928.20	5,665.81	4,606.90	4,416.91	6,337.01	5,883.31	4,810.44	5,370.20	6,753.54	4,162.26	5,747.52

OnTime Performance (22 pts)

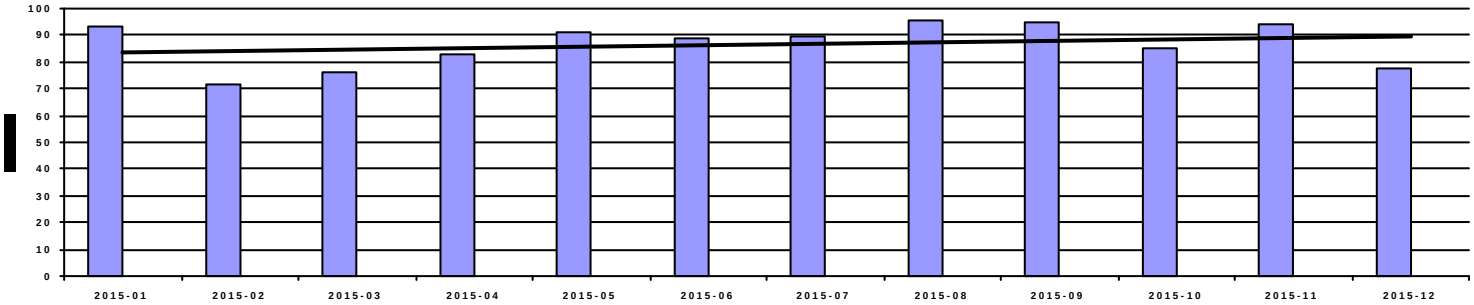

Period	2015-01	2015-02	2015-03	2015-04	2015-05	2015-06	2015-07	2015-08	2015-09	2015-10	2015-11	2015-12
OnTime	93.15%	71.28%	76.04%	82.76%	90.91%	88.76%	89.53%	95.71%	94.44%	85.29%	94.03%	77.55%
Score	15	0	0	0	15	0	0	22	15	0	15	0

Fill Rate (10 pts)

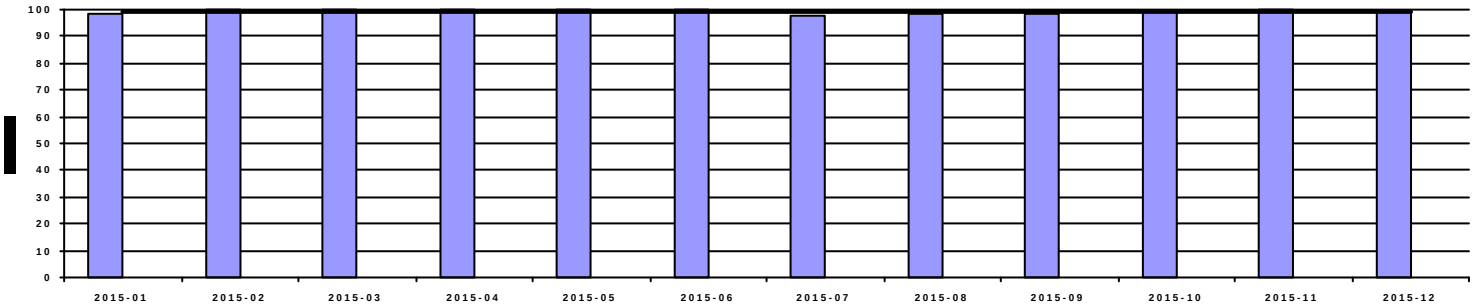

Period	2015-01	2015-02	2015-03	2015-04	2015-05	2015-06	2015-07	2015-08	2015-09	2015-10	2015-11	2015-12
Fill Rate	98.63%	100.00%	100.00%	100.00%	100.00%	100.00%	97.67%	98.57%	98.61%	99.02%	100.00%	98.98%
Score	5	10	10	10	10	10	5	5	5	5	10	5

Quality Performance (23 pts)

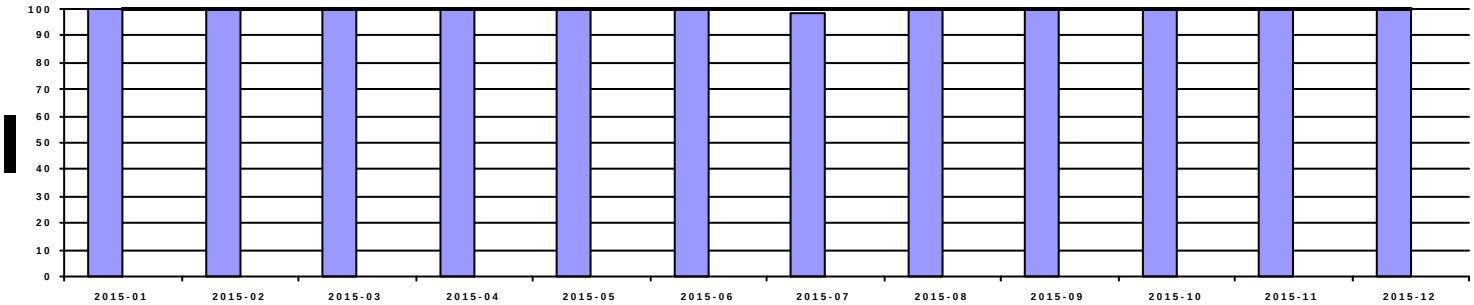

Period	2015-01	2015-02	2015-03	2015-04	2015-05	2015-06	2015-07	2015-08	2015-09	2015-10	2015-11	2015-12
Quality	100.00%	100.00%	100.00%	100.00%	100.00%	100.00%	98.84%	100.00%	100.00%	100.00%	100.00%	100.00%
Score	23	23	23	23	23	23	23	23	23	23	23	23

Field Issues (-5 pts each)

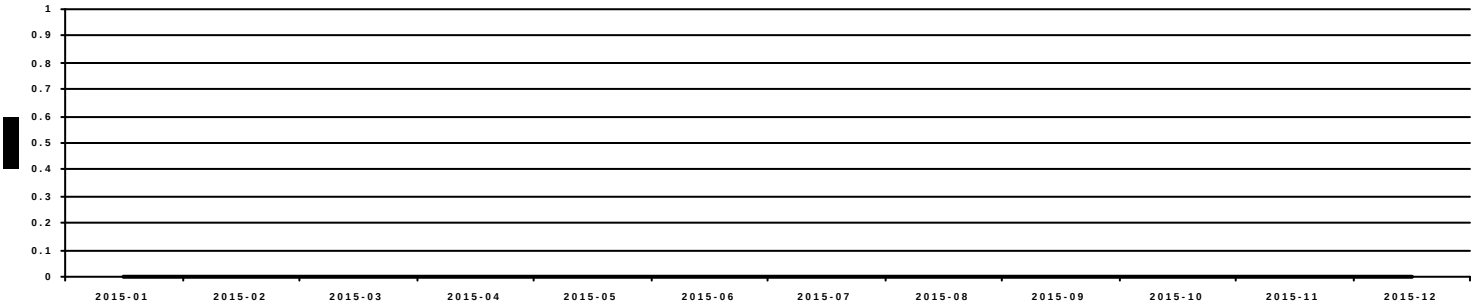

Period	2015-01	2015-02	2015-03	2015-04	2015-05	2015-06	2015-07	2015-08	2015-09	2015-10	2015-11	2015-12
Field Iss	0	0	0	0	0	0	0	0	0	0	0	0
Score	0	0	0	0	0	0	0	0	0	0	0	0

Intangibles (15 pts)

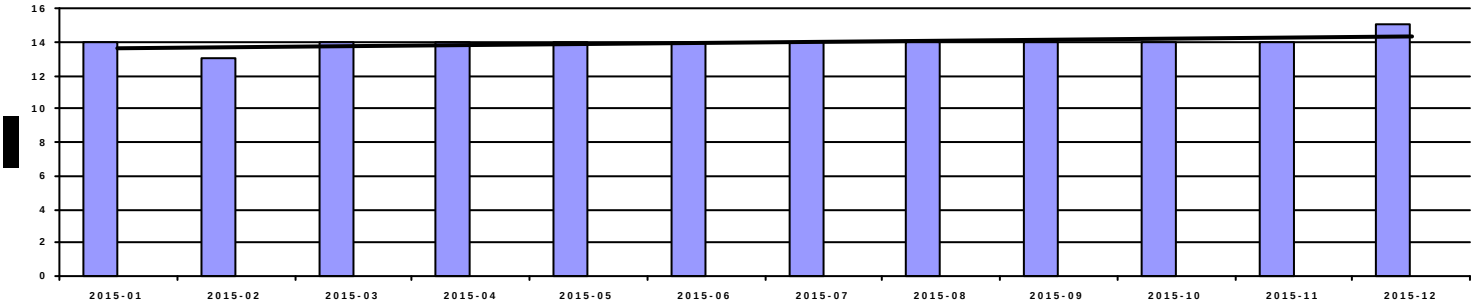

Period	2015-01	2015-02	2015-03	2015-04	2015-05	2015-06	2015-07	2015-08	2015-09	2015-10	2015-11	2015-12
Score	14	13	14	14	14	14	14	14	14	14	14	15

Acknowledgement Performance (10 pts)

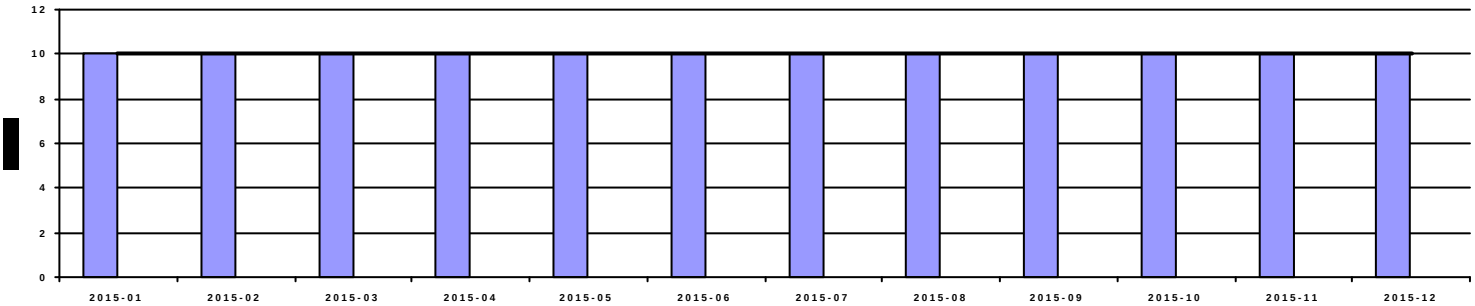

Period	2015-01	2015-02	2015-03	2015-04	2015-05	2015-06	2015-07	2015-08	2015-09	2015-10	2015-11	2015-12
Score	10	10	10	10	10	10	10	10	10	10	10	10

Period	2015-01	2015-02	2015-03	2015-04	2015-05	2015-06	2015-07	2015-08	2015-09	2015-10	2015-11	2015-12
Cont Imp	10	0	10	10	10	10	0	10	10	10	10	10
CompCr	7	8	7	7	7	7	7	4	4	4	4	7
CI	0	0	0	0	0	0	0	0	0	0	0	0
QMS	2	2	2	2	2	2	2	2	2	2	2	2
VMI	0	0	0	0	0	0	0	0	0	0	0	0