

Supplier Scorecard

Supplier: MUSKEGON INDUSTRIAL FINISHING



Overall Score	Rating
90-100 points	Excellent
81-89.99 points	Good
Below 81 points	Poor

% On-Time Delivery	Points
95%-100%	22
90%-94.99%	15
Below 90%	0

Fill Rate %	Points
100%	10
90%-99.99%	5
Below 90%	0

Quality Performance %	Points
98%-100%	23
92%-97.99%	15
Below 92%	0

Field Issues
-5 points each

Intangibles
Maximum Score: 15

Orders/Quotations Acknowledged	Points
100%	10
90% - 99.99%	5
Below 90%	0

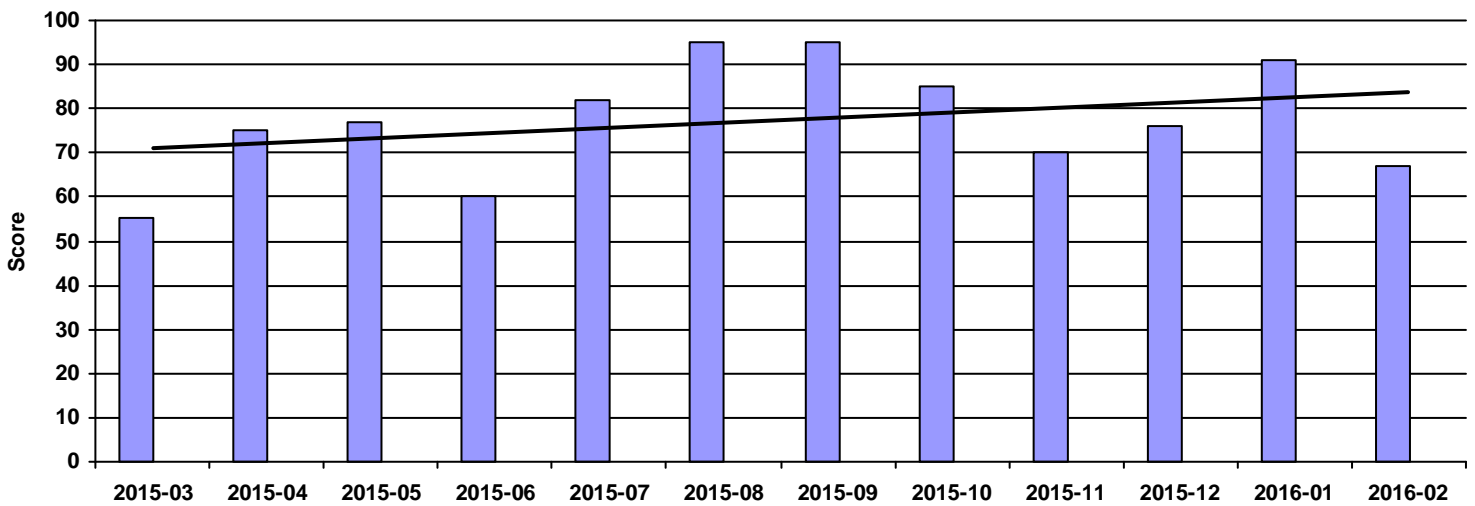
Continuous Improvement	Points
CI that directly effected DeWys	10
CI that effected supplier	8
CI meeting with purchasing team	5
NO meeting with purchasing team	0

Commercial Credit Score Class	Points
5 - High	1
4	2
3 - Medium	3
2	4
1 - Low	5

Financial Stress Score Class	Points
5 - High	1
4	2
3 - Medium	3
2	4
1 - Low	5

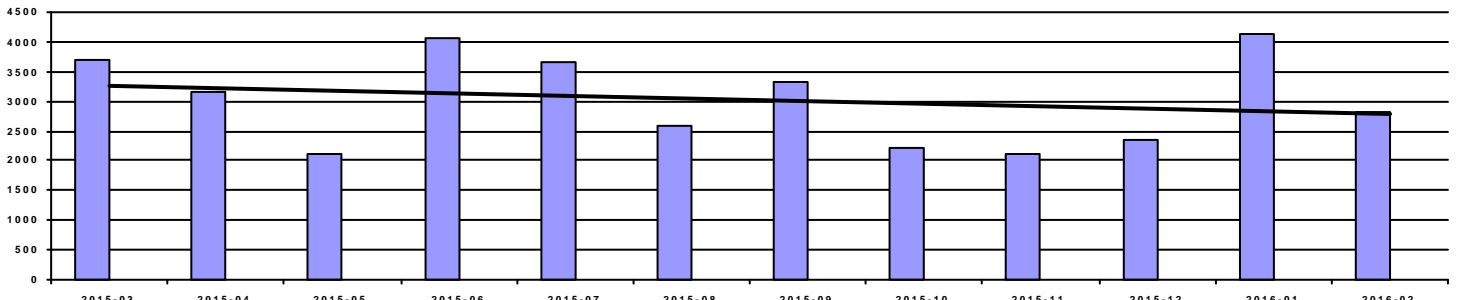
Continuous Improvement Credential	Points
Registered Quality Management System	+2
Vendor Managed Inventory	+2
Team/Person responsible for CI(full time)	+2

Overall Score



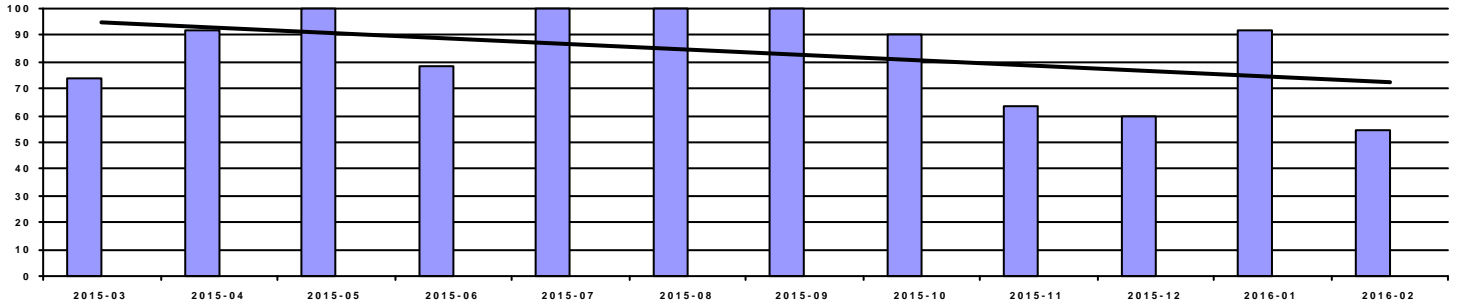
Period	2015-03	2015-04	2015-05	2015-06	2015-07	2015-08	2015-09	2015-10	2015-11	2015-12	2016-01	2016-02
Score	55	75	77	60	82	95	95	85	70	76	91	67
Rating	Poor	Poor	Poor	Poor	Good	Excellent	Excellent	Good	Poor	Poor	Excellent	Poor

Spend



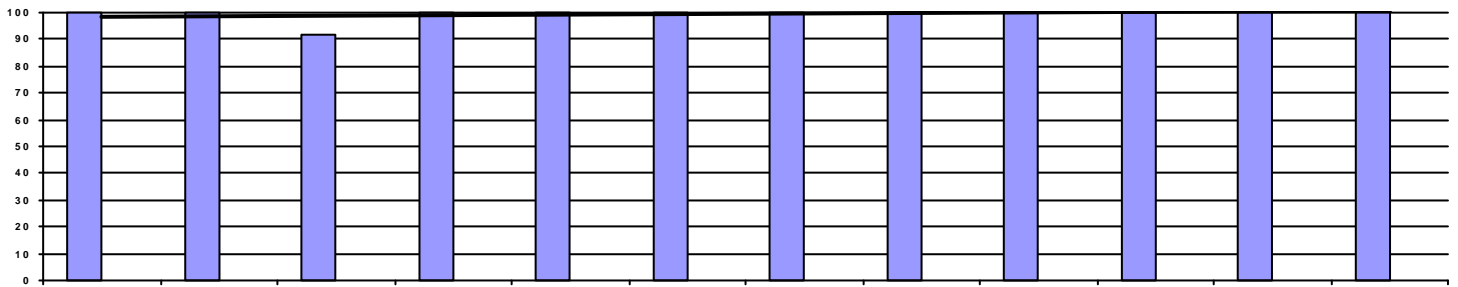
Period	2015-03	2015-04	2015-05	2015-06	2015-07	2015-08	2015-09	2015-10	2015-11	2015-12	2016-01	2016-02
Spend	3,684.00	3,168.25	2,126.75	4,049.75	3,659.75	2,587.50	3,320.50	2,204.00	2,104.50	2,358.50	4,140.00	2,835.25

OnTime Performance (22 pts)



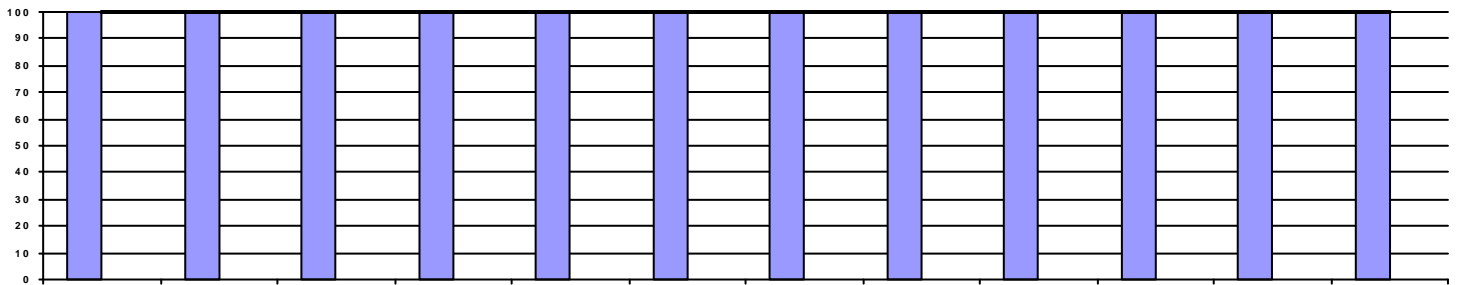
Period	2015-03	2015-04	2015-05	2015-06	2015-07	2015-08	2015-09	2015-10	2015-11	2015-12	2016-01	2016-02
OnTime	73.68%	91.67%	100.00%	78.57%	100.00%	100.00%	100.00%	90.00%	63.64%	60.00%	91.67%	54.55%
Score	0	15	22	0	22	22	22	15	0	0	15	0

Fill Rate (10 pts)



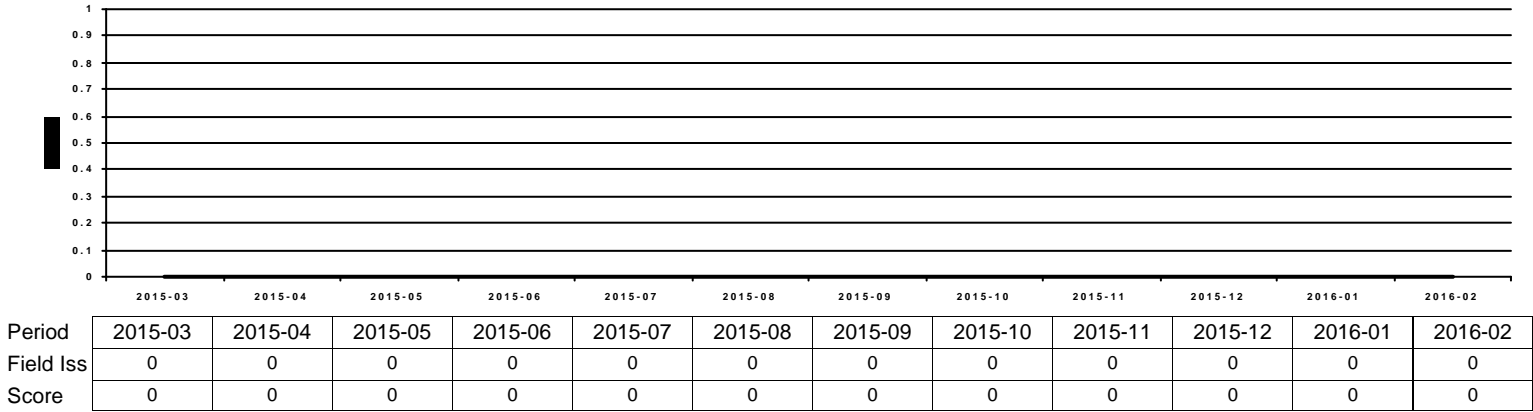
Period	2015-03	2015-04	2015-05	2015-06	2015-07	2015-08	2015-09	2015-10	2015-11	2015-12	2016-01	2016-02
Fill Rate	100.00%	100.00%	91.67%	100.00%	100.00%	100.00%	100.00%	100.00%	100.00%	100.00%	100.00%	100.00%
Score	10	10	5	10	10	10	10	10	10	10	10	10

Quality Performance (23 pts)

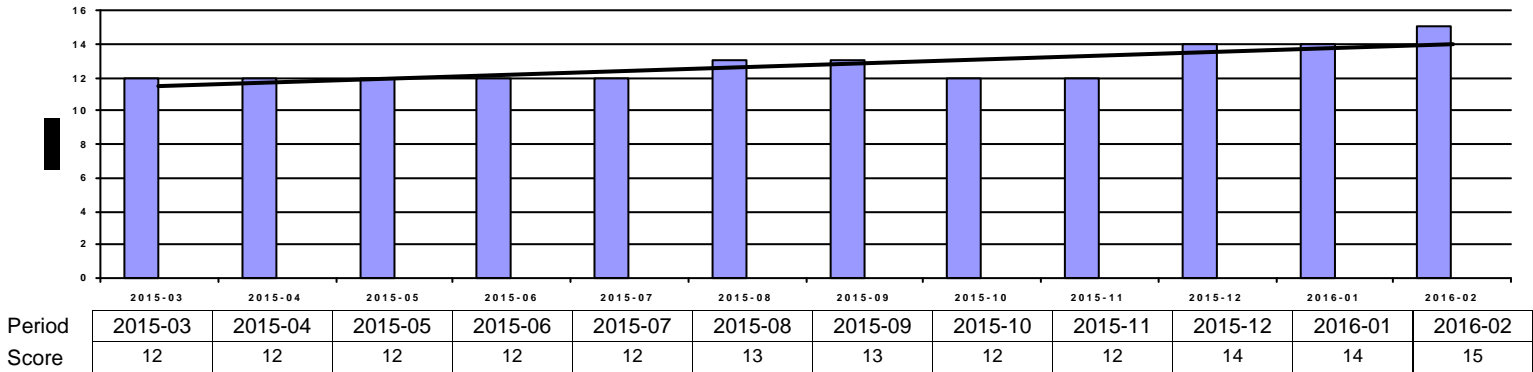


Period	2015-03	2015-04	2015-05	2015-06	2015-07	2015-08	2015-09	2015-10	2015-11	2015-12	2016-01	2016-02
Quality	100.00%	100.00%	100.00%	100.00%	100.00%	100.00%	100.00%	100.00%	100.00%	100.00%	100.00%	100.00%
Score	23	23	23	23	23	23	23	23	23	23	23	23

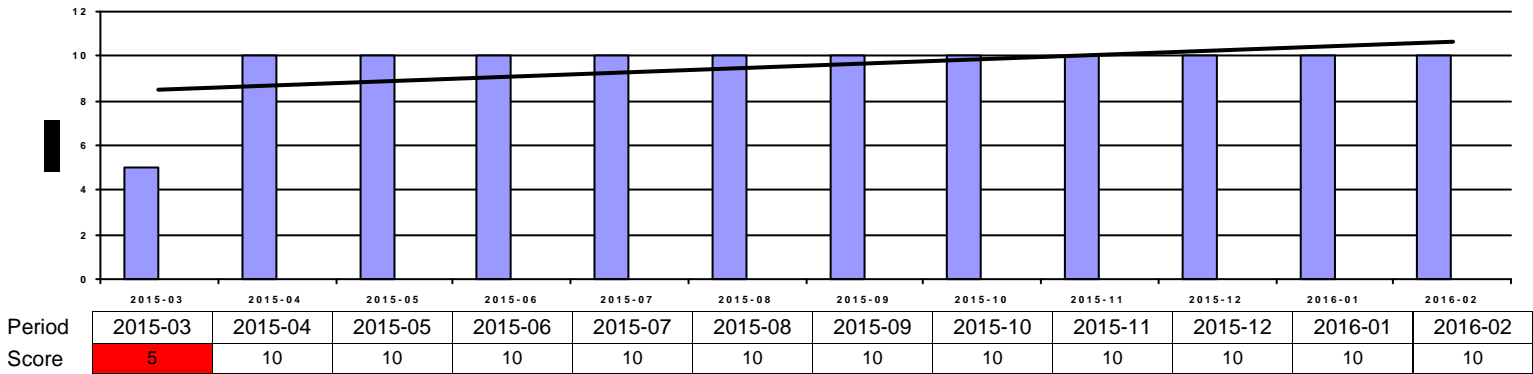
Field Issues (-5 pts each)



Intangibles (15 pts)



Acknowledgement Performance (10 pts)



Period	2015-03	2015-04	2015-05	2015-06	2015-07	2015-08	2015-09	2015-10	2015-11	2015-12	2016-01	2016-02
Cont Imp	0	0	0	0	0	10	10	10	10	10	10	0
CompCr	5	5	5	5	5	7	7	5	5	9	9	9
CI	0	0	0	0	0	0	0	0	0	0	0	0
QMS	0	0	0	0	0	0	0	0	0	0	0	0
VMI	0	0	0	0	0	0	0	0	0	0	0	0