

# Supplier Scorecard

Supplier: PerCor Manufacturing Inc.



Overall Score	Rating
90-100 points	Excellent
81-89.99 points	Good
Below 81 points	Poor

% On-Time Delivery	Points
95%-100%	22
90%-94.99%	15
Below 90%	0

Fill Rate %	Points
100%	10
90%-99.99%	5
Below 90%	0

Quality Performance %	Points
98%-100%	23
92%-97.99%	15
Below 92%	0

Field Issues
-5 points each

Intangibles
Maximum Score: 15

Orders/Quotations Acknowledged	Points
100%	10
90% - 99.99%	5
Below 90%	0

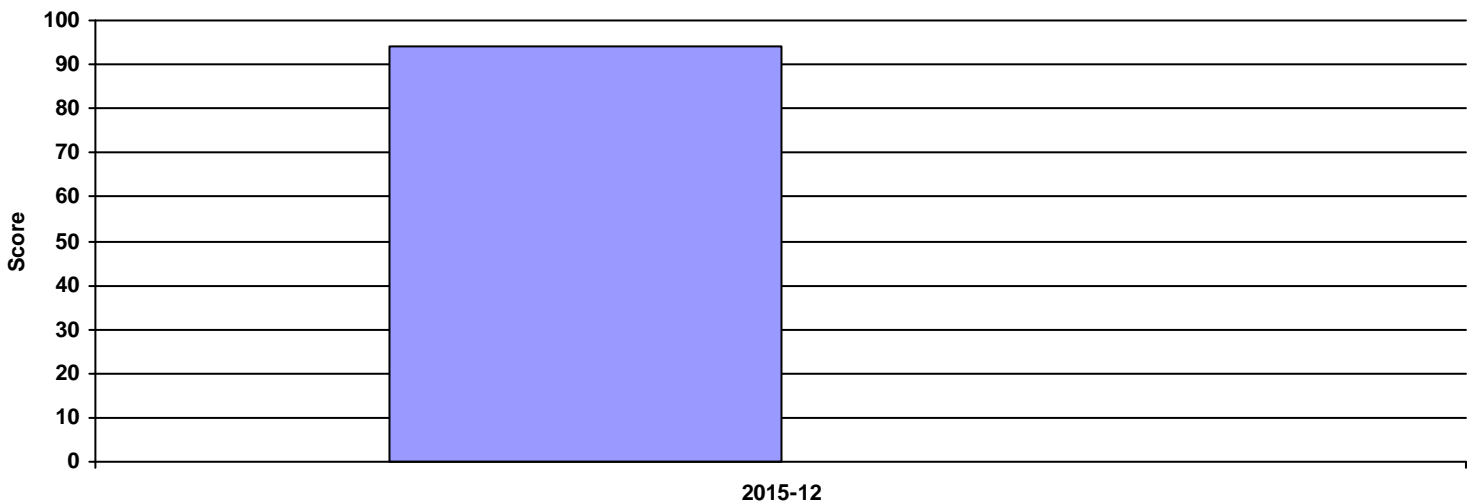
Continuous Improvement	Points
CI that directly effected DeWys	10
CI that effected supplier	8
CI meeting with purchasing team	5
NO meeting with purchasing team	0

Commercial Credit Score Class	Points
5 - High	1
4	2
3 - Medium	3
2	4
1 - Low	5

Financial Stress Score Class	Points
5 - High	1
4	2
3 - Medium	3
2	4
1 - Low	5

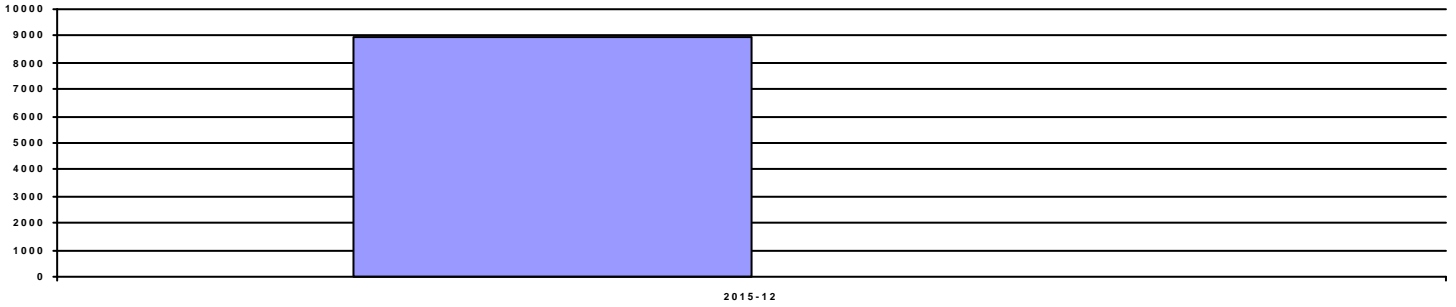
Continuous Improvement Credential	Points
Registered Quality Management System	+2
Vendor Managed Inventory	+2
Team/Person responsible for CI(full time)	+2

## Overall Score



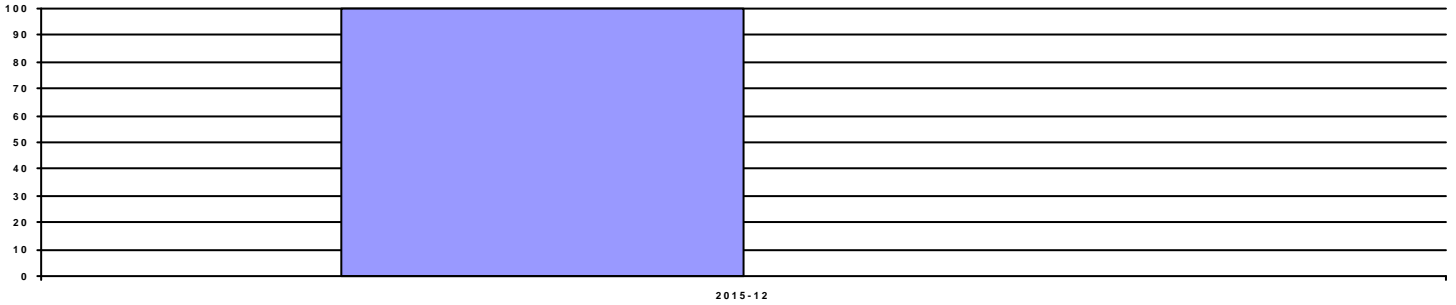
Period	2015-01	2015-02	2015-03	2015-04	2015-05	2015-06	2015-07	2015-08	2015-09	2015-10	2015-11	2015-12
Score	0	0	0	0	0	0	0	0	0	0	0	94
Rating	Poor	Poor	Poor	Poor	Poor	Poor	Poor	Poor	Poor	Poor	Poor	Excellent

### Spend



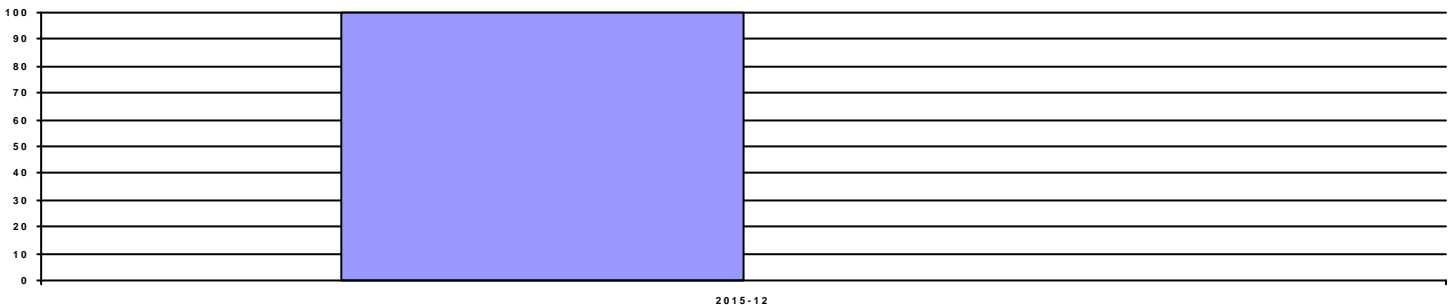
Period	2015-01	2015-02	2015-03	2015-04	2015-05	2015-06	2015-07	2015-08	2015-09	2015-10	2015-11	2015-12
Spend	0.00	0.00	0.00	0.00	0.00	0.00	0.00	0.00	0.00	0.00	0.00	8,924.36

### OnTime Performance (22 pts)



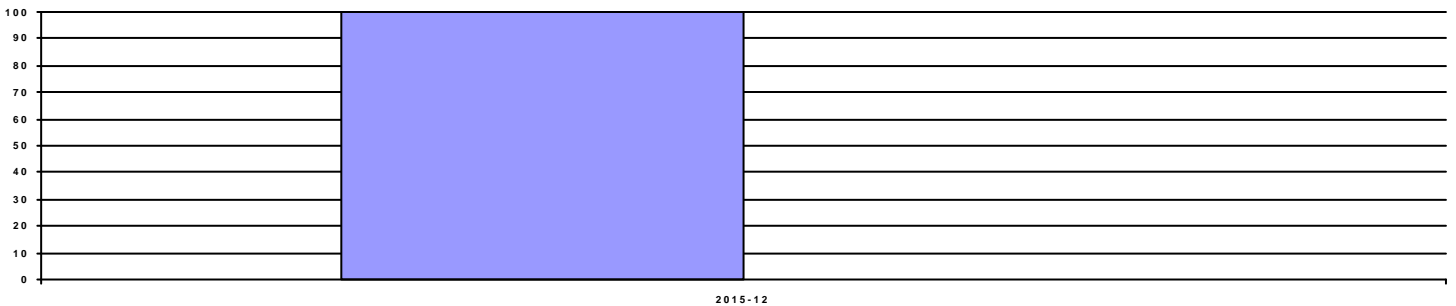
Period	2015-01	2015-02	2015-03	2015-04	2015-05	2015-06	2015-07	2015-08	2015-09	2015-10	2015-11	2015-12
OnTime	0.00%	0.00%	0.00%	0.00%	0.00%	0.00%	0.00%	0.00%	0.00%	0.00%	0.00%	100.00%
Score	0	0	0	0	0	0	0	0	0	0	0	22

### Fill Rate (10 pts)



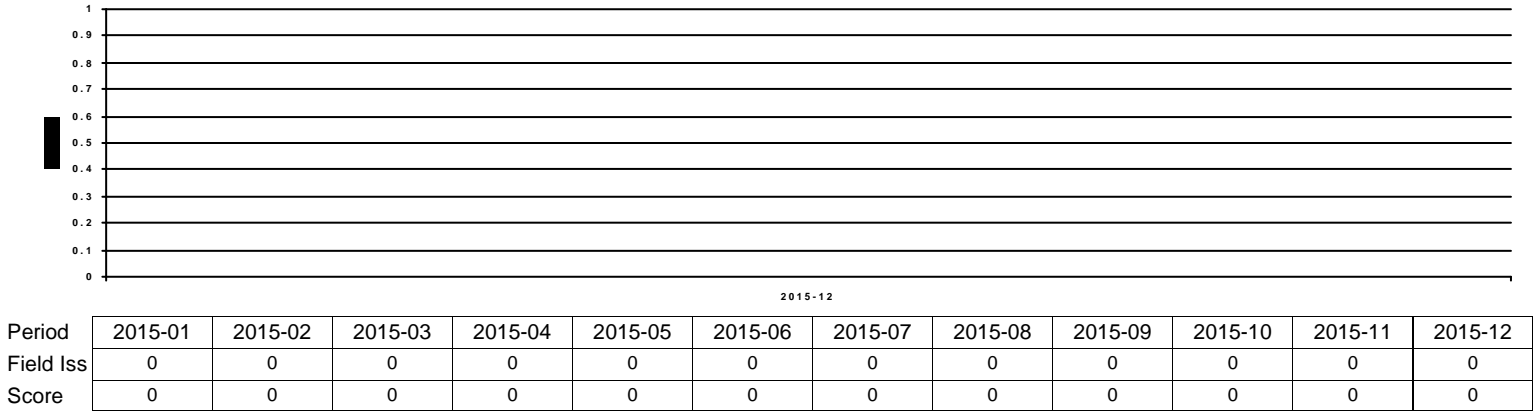
Period	2015-01	2015-02	2015-03	2015-04	2015-05	2015-06	2015-07	2015-08	2015-09	2015-10	2015-11	2015-12
Fill Rate	0.00%	0.00%	0.00%	0.00%	0.00%	0.00%	0.00%	0.00%	0.00%	0.00%	0.00%	100.00%
Score	0	0	0	0	0	0	0	0	0	0	0	10

### Quality Performance (23 pts)

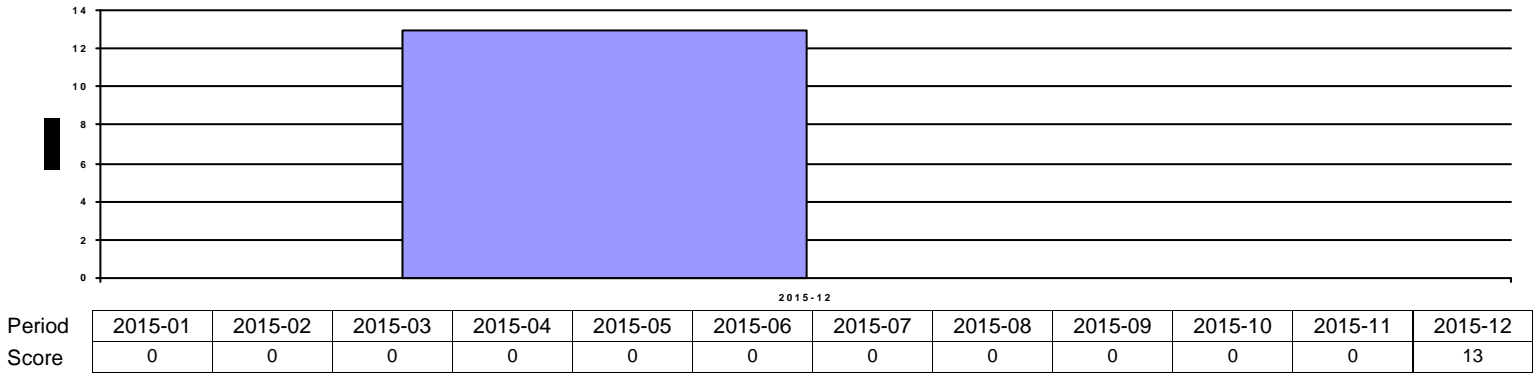


Period	2015-01	2015-02	2015-03	2015-04	2015-05	2015-06	2015-07	2015-08	2015-09	2015-10	2015-11	2015-12
Quality	0.00%	0.00%	0.00%	0.00%	0.00%	0.00%	0.00%	0.00%	0.00%	0.00%	0.00%	100.00%
Score	0	0	0	0	0	0	0	0	0	0	0	23

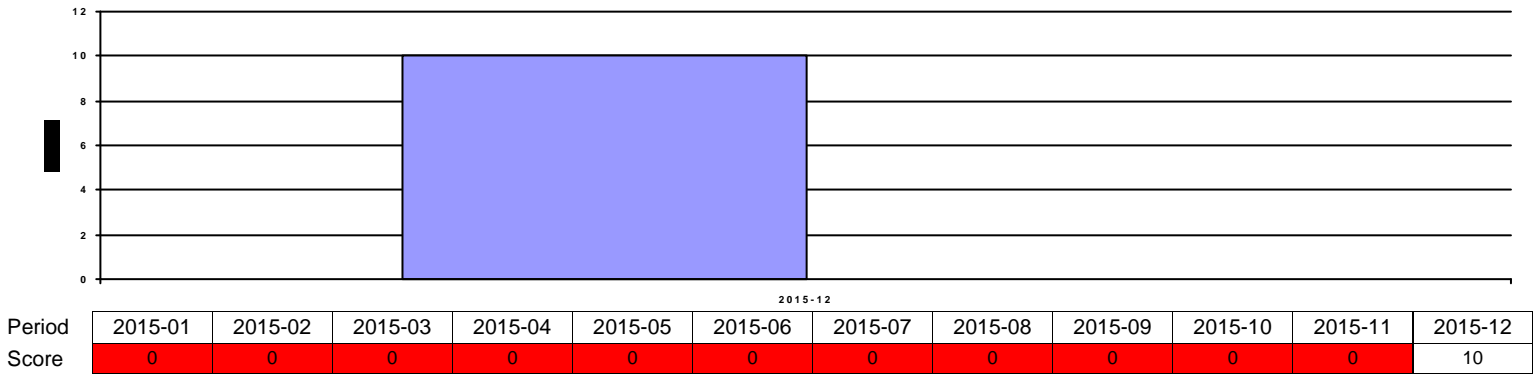
**Field Issues (-5 pts each)**



**Intangibles (15 pts)**



**Acknowledgement Performance (10 pts)**



Period	2015-01	2015-02	2015-03	2015-04	2015-05	2015-06	2015-07	2015-08	2015-09	2015-10	2015-11	2015-12
Cont Imp	0	0	0	0	0	0	0	0	0	0	0	10
CompCr	0	0	0	0	0	0	0	0	0	0	0	2
CI	0	0	0	0	0	0	0	0	0	0	0	2
QMS	0	0	0	0	0	0	0	0	0	0	0	2
VMI	0	0	0	0	0	0	0	0	0	0	0	0