Supplier Scorecard

Supplier: TCI POWDER COATINGS

Run with Precision™

Overall Score	Rating
90-100 points	Excellent
81-89.99 points	Good
Below 81 points	Poor

% On-Time Delivery	Points
95%-100%	22
90%-94.99%	15
Below 90%	0

Fill Rate %	Points
100%	10
90%-99.99%	5
Below 90%	0

Quality Performance %	Points
98%-100%	23
92%-97.99%	15
Below 92%	0

Field Issues
-5 points each

Intangibles
Maximum Score: 15

Orders/Quotations Acknowledged	Points
100%	10
90% - 99.99%	5
Below 90%	0

Comtinuous Improvement	Points
CI that directly effected DeWys	10
CI that effected supplier	8
CI meeting with purchasing team	5
NO meeting with purchasing team	0

Commercial Credit Score Class	Points
5 - High	1
4	2
3 - Medium	3
2	4
1 - Low	5

Financial Stress Score Class	Points
5 - High	1
4	2
3 - Medium	3
2	4
1 - Low	5

Continuous Improvement Credential	Points
Registered Quality Management System	+2
Vendor Managed Inventory	+2
Team/Person responsible for CI(full time)	+2

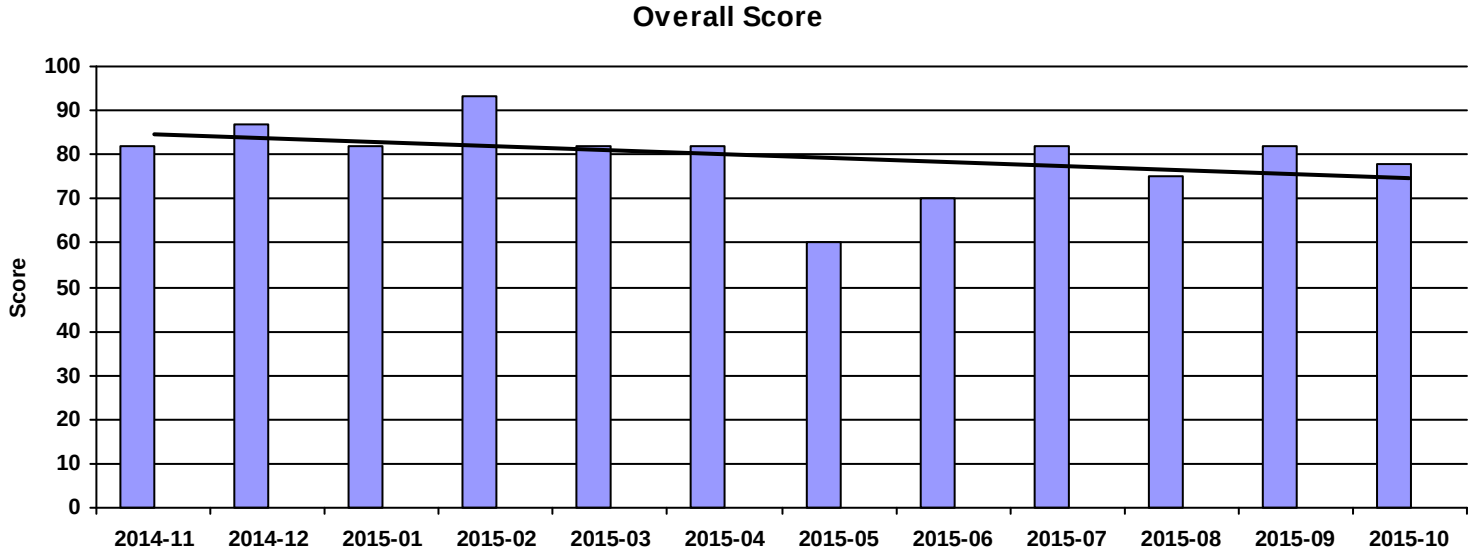

Period	2014-11	2014-12	2015-01	2015-02	2015-03	2015-04	2015-05	2015-06	2015-07	2015-08	2015-09	2015-10
Score	82	87	82	93	82	82	60	70	82	75	82	78
Rating	Good	Good	Good	Excellent	Good	Good	Poor	Poor	Good	Poor	Good	Poor

Spend

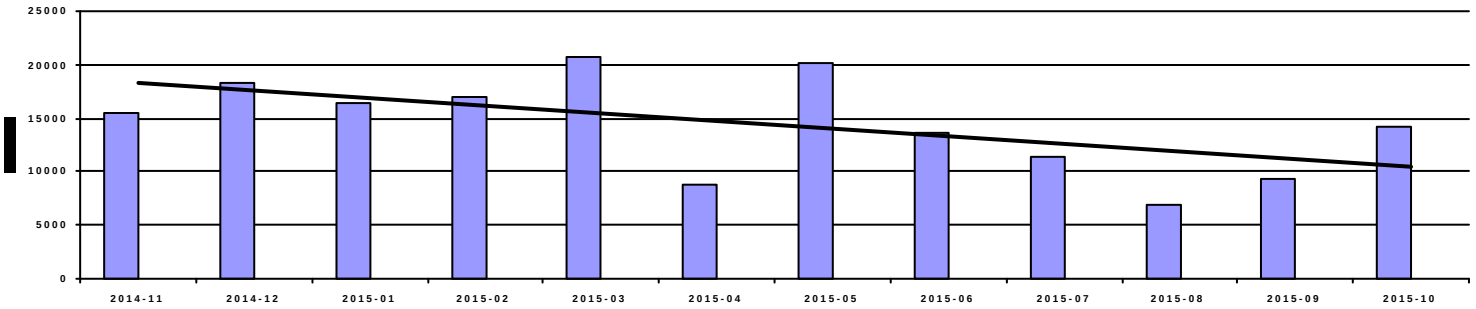

Period	2014-11	2014-12	2015-01	2015-02	2015-03	2015-04	2015-05	2015-06	2015-07	2015-08	2015-09	2015-10
Spend	15,574.41	18,223.60	16,467.21	17,035.04	20,715.79	8,705.22	20,059.13	13,659.48	11,463.32	6,994.70	9,268.10	14,155.55

OnTime Performance (22 pts)

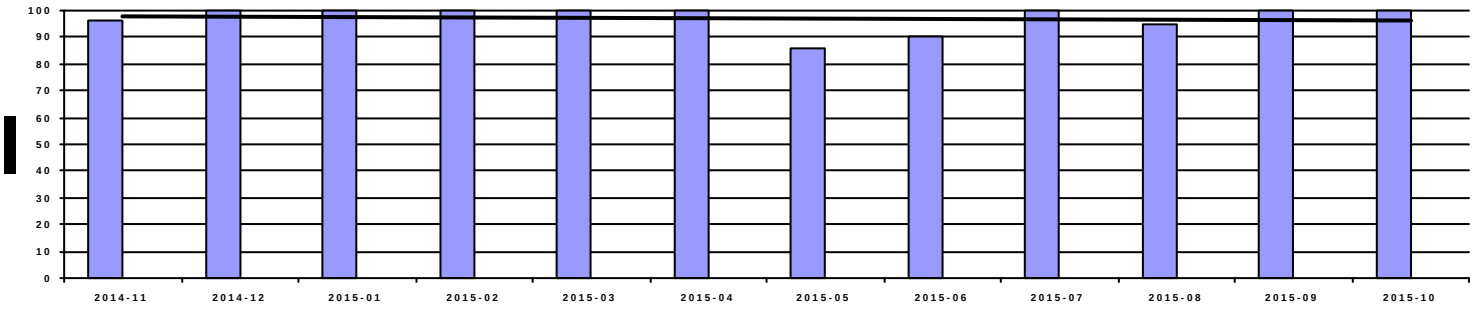

Period	2014-11	2014-12	2015-01	2015-02	2015-03	2015-04	2015-05	2015-06	2015-07	2015-08	2015-09	2015-10
OnTime	96.43%	100.00%	100.00%	100.00%	100.00%	100.00%	85.71%	90.48%	100.00%	94.44%	100.00%	100.00%
Score	22	22	22	22	22	22	0	15	22	15	22	22

Fill Rate (10 pts)

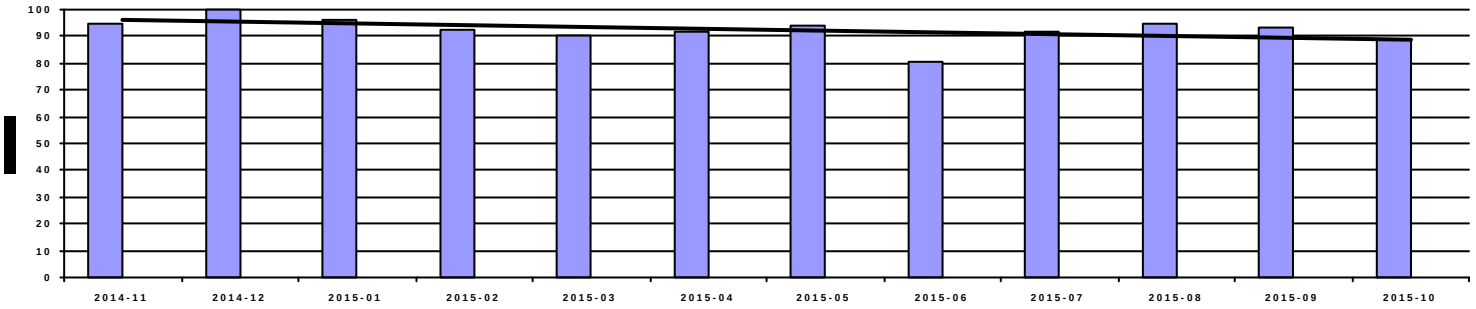

Period	2014-11	2014-12	2015-01	2015-02	2015-03	2015-04	2015-05	2015-06	2015-07	2015-08	2015-09	2015-10
Fill Rate	95.00%	100.00%	96.55%	92.59%	90.63%	91.67%	94.29%	80.95%	92.00%	94.44%	93.10%	88.46%
Score	5	10	5	5	5	5	5	0	5	5	5	0

Quality Performance (23 pts)

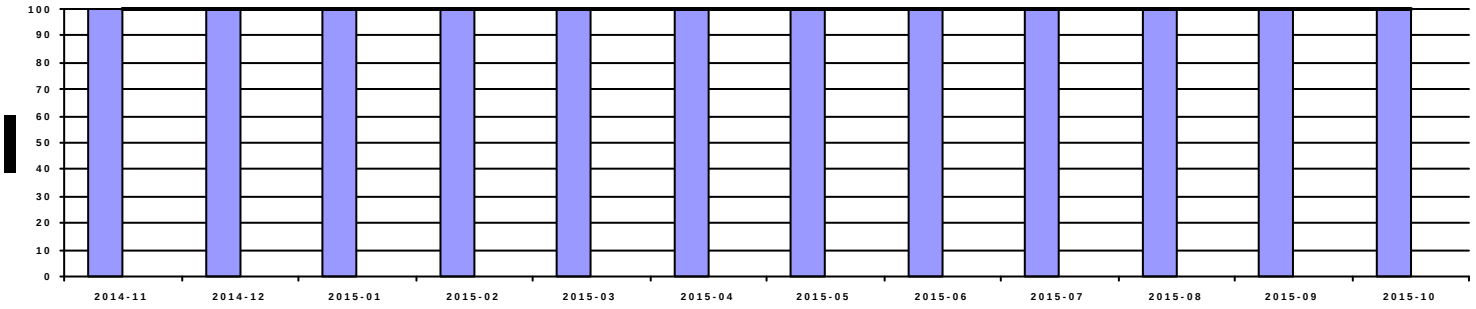

Period	2014-11	2014-12	2015-01	2015-02	2015-03	2015-04	2015-05	2015-06	2015-07	2015-08	2015-09	2015-10
Quality	100.00%	100.00%	100.00%	100.00%	100.00%	100.00%	100.00%	100.00%	100.00%	100.00%	100.00%	100.00%
Score	23	23	23	23	23	23	23	23	23	23	23	23

Field Issues (-5 pts each)

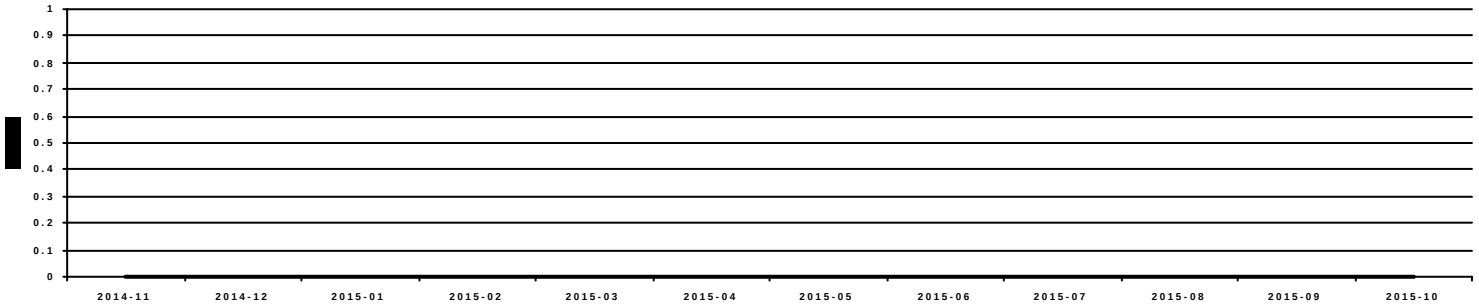

Period	2014-11	2014-12	2015-01	2015-02	2015-03	2015-04	2015-05	2015-06	2015-07	2015-08	2015-09	2015-10
Field Iss	0	0	0	0	0	0	0	0	0	0	0	0
Score	0	0	0	0	0	0	0	0	0	0	0	0

Intangibles (15 pts)

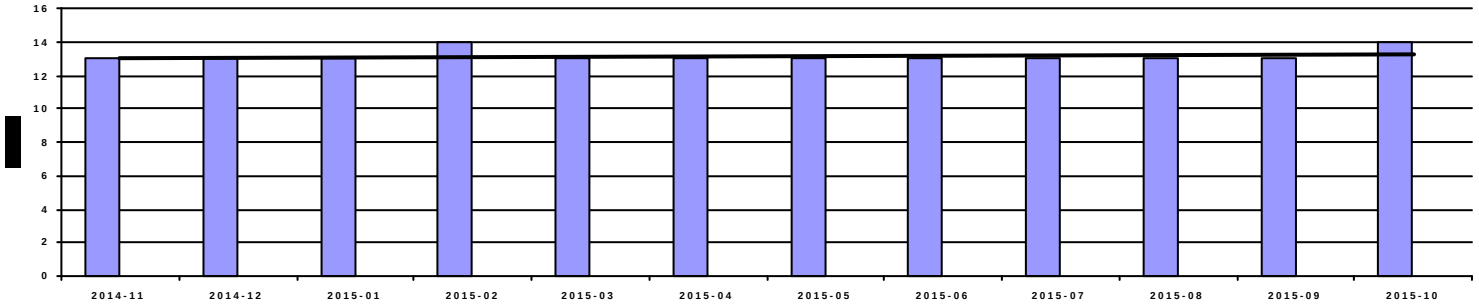

Period	2014-11	2014-12	2015-01	2015-02	2015-03	2015-04	2015-05	2015-06	2015-07	2015-08	2015-09	2015-10
Score	13	13	13	14	13	13	13	13	13	13	13	14

Acknowledgement Performance (10 pts)

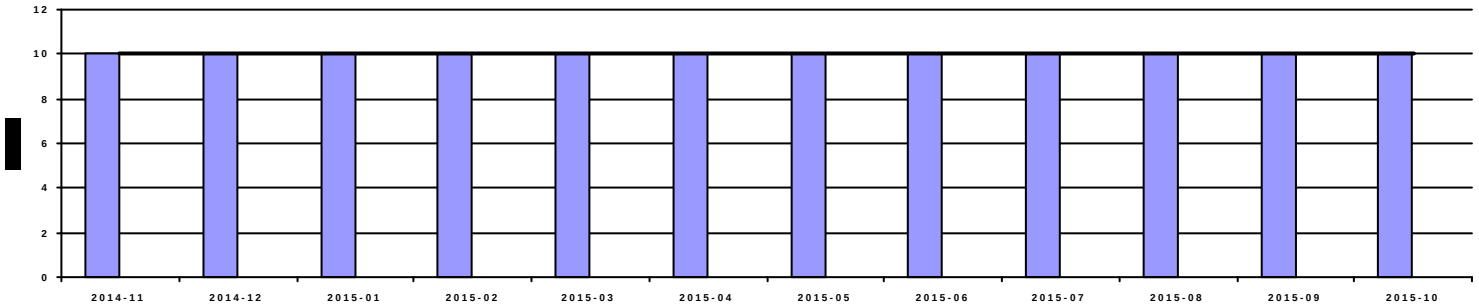

Period	2014-11	2014-12	2015-01	2015-02	2015-03	2015-04	2015-05	2015-06	2015-07	2015-08	2015-09	2015-10
Score	10	10	10	10	10	10	10	10	10	10	10	10

Period	2014-11	2014-12	2015-01	2015-02	2015-03	2015-04	2015-05	2015-06	2015-07	2015-08	2015-09	2015-10
Cont Imp	0	0	0	10	0	0	0	0	0	0	0	0
CompCr	7	7	7	7	7	7	7	7	7	7	7	7
CI	0	0	0	0	0	0	0	0	0	0	0	0
QMS	2	2	2	2	2	2	2	2	2	2	2	2
VMI	0	0	0	0	0	0	0	0	0	0	0	0