

# Supplier Scorecard

Supplier: Trojan Machine



Run with Precision™

Overall Score	Rating
90-100 points	Excellent
81-89.99 points	Good
Below 81 points	Poor

% On-Time Delivery	Points
95%-100%	22
90%-94.99%	15
Below 90%	0

Fill Rate %	Points
100%	10
90%-99.99%	5
Below 90%	0

Quality Performance %	Points
98%-100%	23
92%-97.99%	15
Below 92%	0

Field Issues
-5 points each

Intangibles
Maximum Score: 15

Orders/Quotations Acknowledged	Points
100%	10
90% - 99.99%	5
Below 90%	0

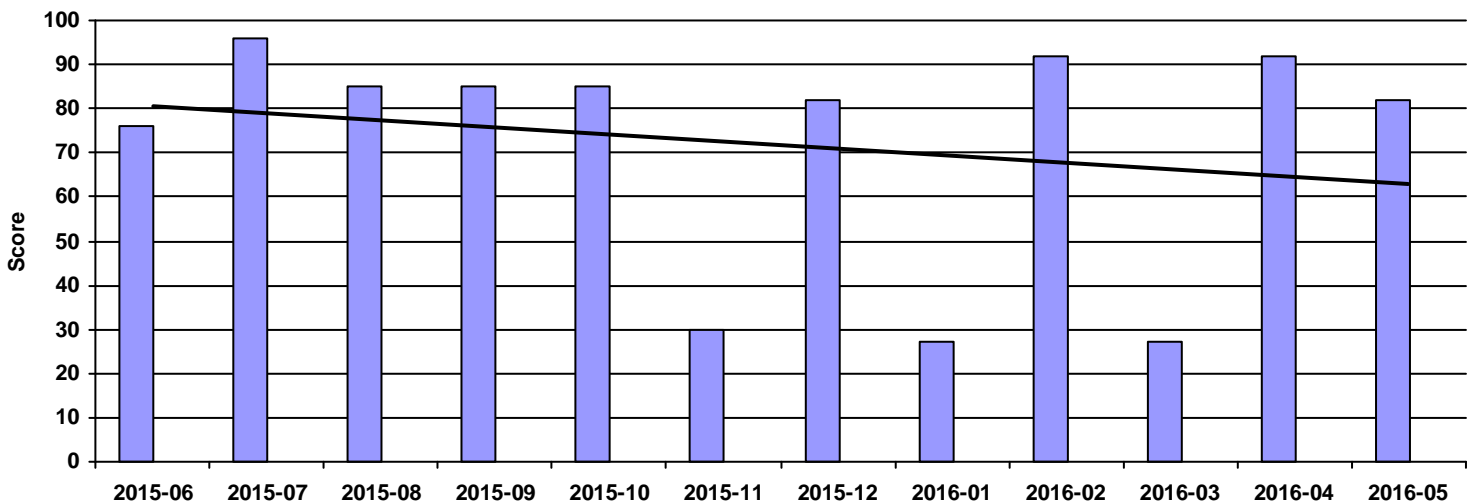
Continuous Improvement	Points
CI that directly effected DeWys	10
CI that effected supplier	8
CI meeting with purchasing team	5
NO meeting with purchasing team	0

Commercial Credit Score Class	Points
5 - High	1
4	2
3 - Medium	3
2	4
1 - Low	5

Financial Stress Score Class	Points
5 - High	1
4	2
3 - Medium	3
2	4
1 - Low	5

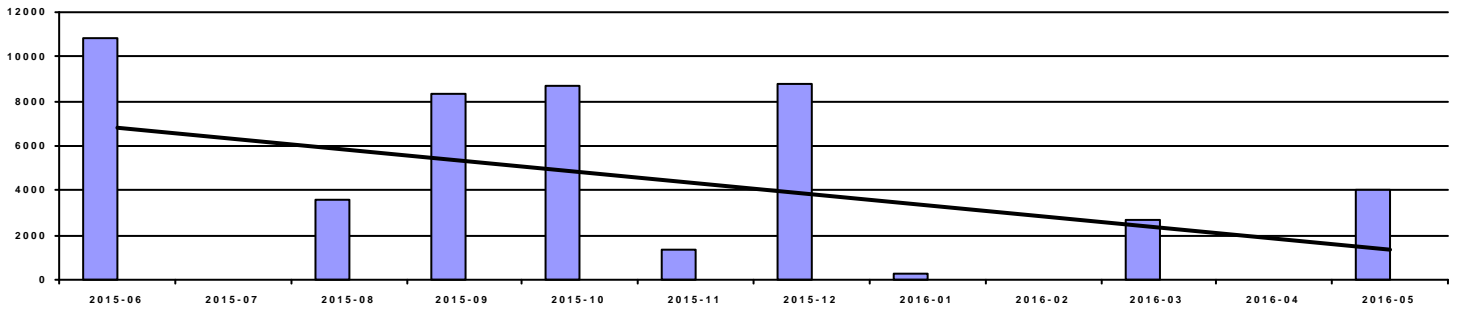
Continuous Improvement Credential	Points
Registered Quality Management System	+2
Vendor Managed Inventory	+2
Team/Person responsible for CI(full time)	+2

Overall Score



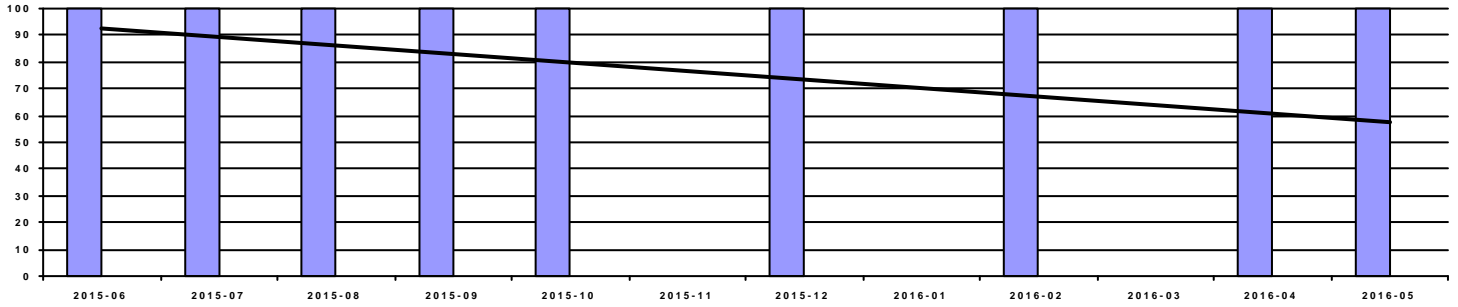
Period	2015-06	2015-07	2015-08	2015-09	2015-10	2015-11	2015-12	2016-01	2016-02	2016-03	2016-04	2016-05
Score	76	96	85	85	85	30	82	27	92	27	92	82
Rating	Poor	Excellent	Good	Good	Good	Poor	Good	Poor	Excellent	Poor	Excellent	Good

### Spend



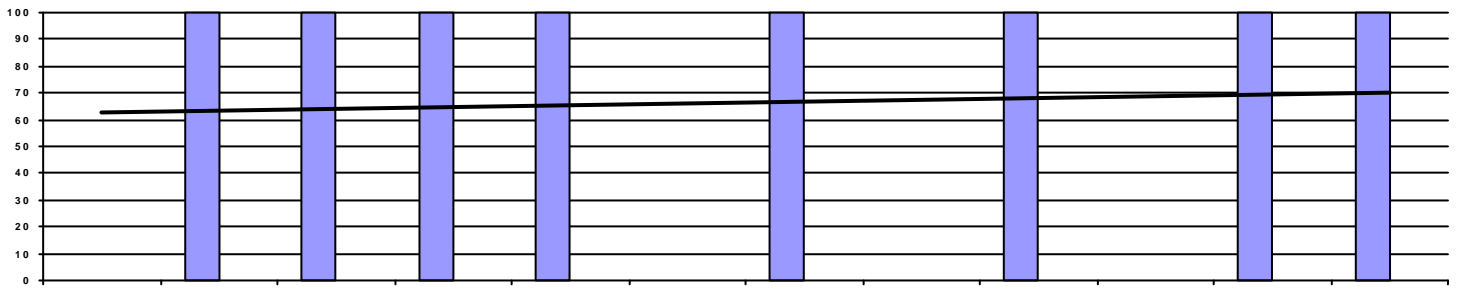
Period	2015-06	2015-07	2015-08	2015-09	2015-10	2015-11	2015-12	2016-01	2016-02	2016-03	2016-04	2016-05
Spend	10,871.70	0.00	3,618.00	8,317.20	8,671.00	1,340.00	8,743.50	268.00	0.00	2,680.00	0.00	4,020.00

### OnTime Performance (22 pts)



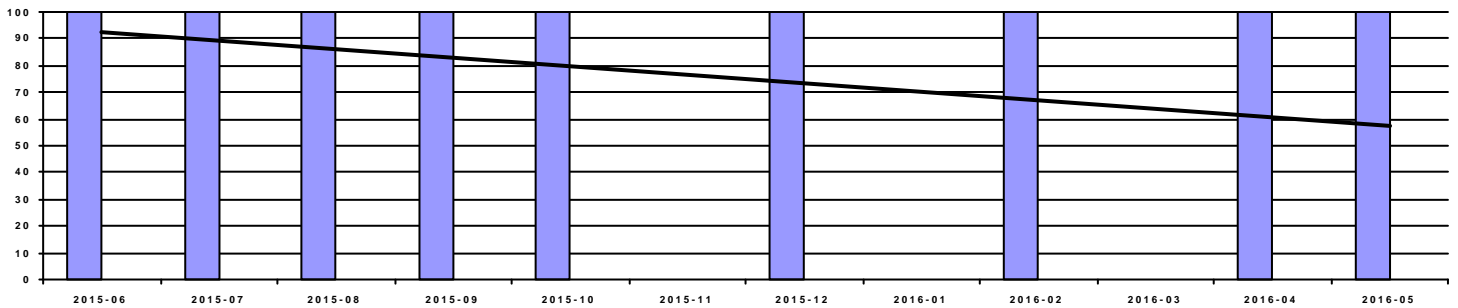
Period	2015-06	2015-07	2015-08	2015-09	2015-10	2015-11	2015-12	2016-01	2016-02	2016-03	2016-04	2016-05
OnTime	100.00%	100.00%	100.00%	100.00%	100.00%	0.00%	100.00%	0.00%	100.00%	0.00%	100.00%	100.00%
Score	22	25	22	22	22	0	22	0	25	0	25	22

### Fill Rate (10 pts)



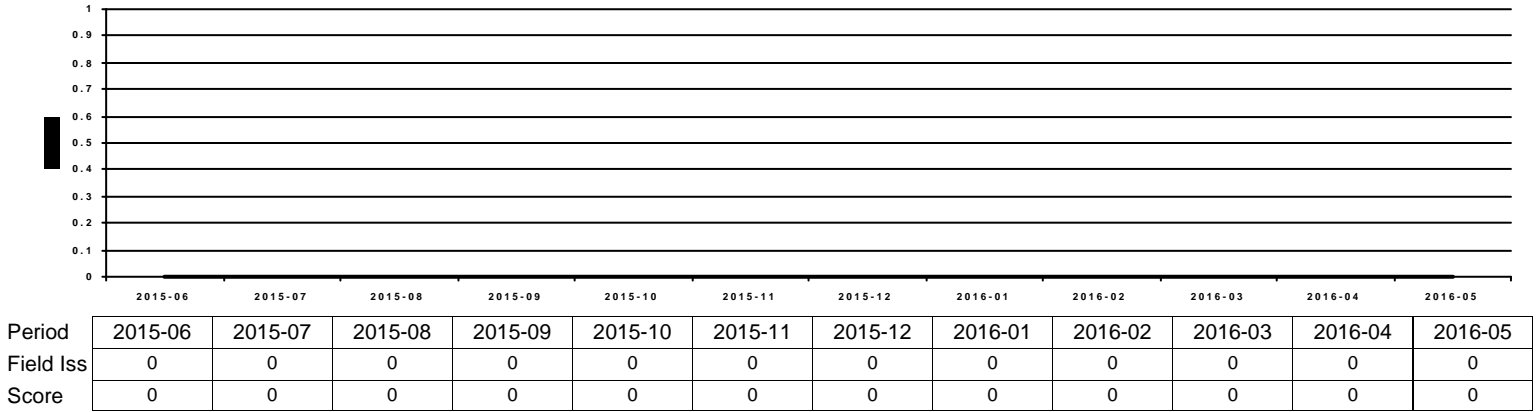
Period	2015-06	2015-07	2015-08	2015-09	2015-10	2015-11	2015-12	2016-01	2016-02	2016-03	2016-04	2016-05
Fill Rate	0.00%	100.00%	100.00%	100.00%	100.00%	0.00%	100.00%	0.00%	100.00%	0.00%	100.00%	100.00%
Score	0	15	10	10	10	0	10	0	15	0	15	10

### Quality Performance (23 pts)

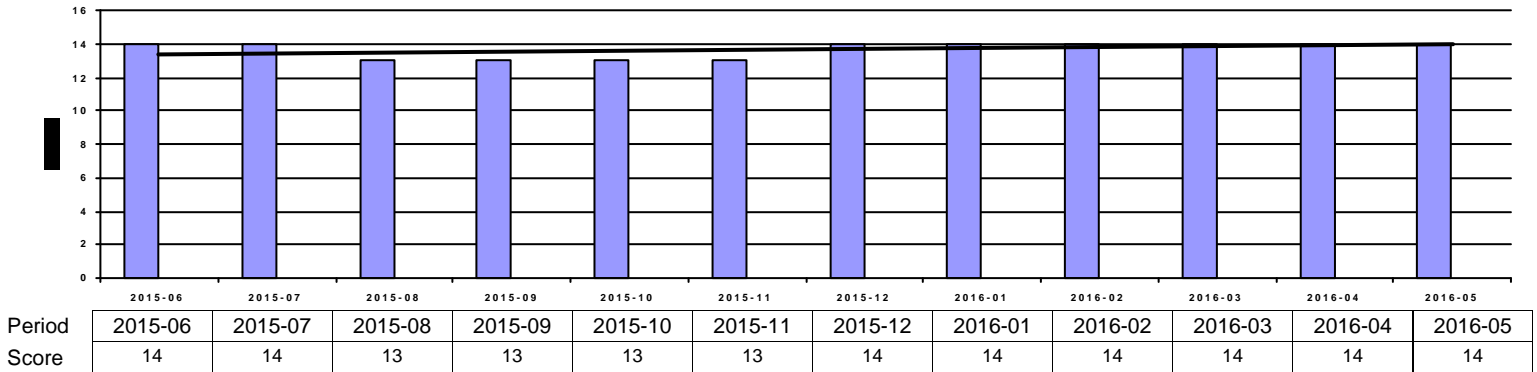


Period	2015-06	2015-07	2015-08	2015-09	2015-10	2015-11	2015-12	2016-01	2016-02	2016-03	2016-04	2016-05
Quality	100.00%	100.00%	100.00%	100.00%	100.00%	0.00%	100.00%	0.00%	100.00%	0.00%	100.00%	100.00%
Score	23	25	23	23	23	0	23	0	25	0	25	23

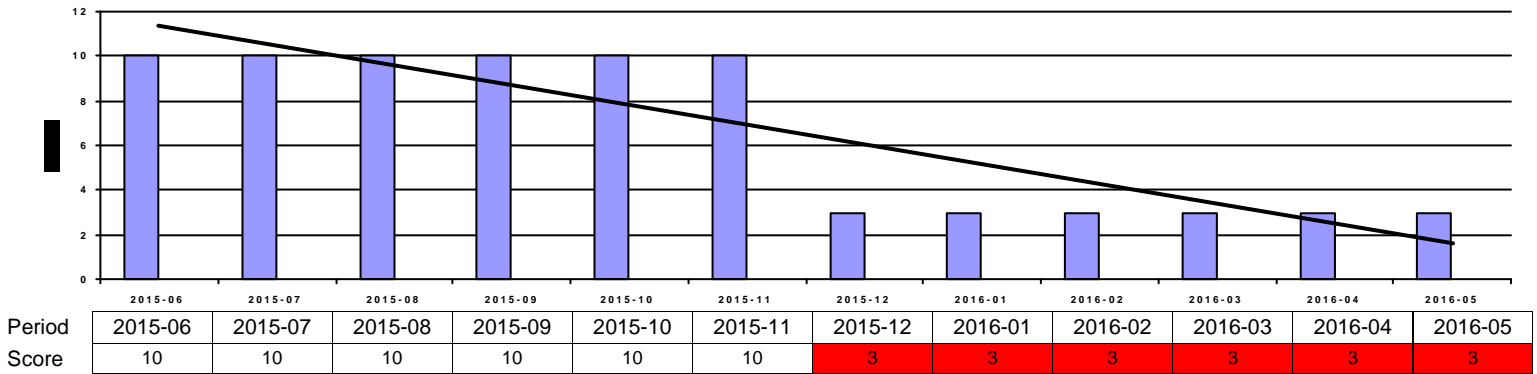
### Field Issues (-5 pts each)



### Intangibles (15 pts)



### Acknowledgement Performance (10 pts)



Period	2015-06	2015-07	2015-08	2015-09	2015-10	2015-11	2015-12	2016-01	2016-02	2016-03	2016-04	2016-05
Cont Imp	0	0	0	0	0	0	10	10	10	10	10	10
CompCr	7	7	7	7	7	7	0	0	0	0	0	0
CI	0	0	0	0	0	0	0	0	0	0	0	0
QMS	0	0	0	0	0	0	0	0	0	0	0	0
VMI	0	0	0	0	0	0	0	0	0	0	0	0